

Shock-Safe Fuseholder, 5 x 20 / 6.3 x 32 mm, Slot Knob/Fingergrip, IEC: 500 VAC, UL/CSA: 250 VAC



500 VAC · 4 W/10 A (VDE) · 250 VAC · 20 A (UL/CSA)



Description

- Fuseholder for 500 VAC applications
- Cap is available slotted or fingergrip

Standards

- IEC 60127-6
- UL 512
- CSA C22.2 no. 39

Approvals

- VDE License Number: 137910
- UL File Number: E39328

Applications

- Equipment with three-phase supply (400 VAC)
- Industrial electronic

References

[General Product Information](#)

Weblinks

[Approvals](#), [RoHS](#), [CHINA-RoHS](#), [e-Store](#), [SCHURTER-Stock-Check](#), [Distributor-Stock-Check](#)

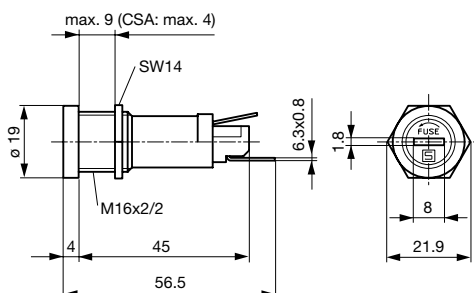
Technical Data

Shocksafe Category	PC2
Fuse-Link	5 x 20 or 6.3 x 32 mm
Mounting	Panel Mount, Front-Side
Fastening	Fixing Nut
Terminal	Solder or Quick-Connect 6.3 x 0.8 mm
Rated Voltage	500 VAC (VDE), 250 VAC (UL/CSA)
Rated Current	10 A (VDE), 20 A (UL/CSA)
Rated Power Acceptance IEC	4 W / 10 A @ Ta 23 °C
	Admissible power acceptance at higher ambient temperature see derating curves
Degree of Protection	IP 40
Protection Class	Suitable for appliances with protection class I or II acc. to IEC 61140
Admissible Ambient Air Temp.	-40 °C to 85 °C
Climatic Category	40/085/21 acc. to IEC 60068-1
Material: Socket	Thermoset, black, UL 94V-0
Material: Terminals	Tin-Plated Copper Alloy
Unit Weight (Socket/Cap)	9 g / 5.36 g
Storage Conditions	0 °C to 60 °C, max. 70% r.h.
Product Marking	Type, Voltage Rating, Power Acc./Current Rating, Approvals

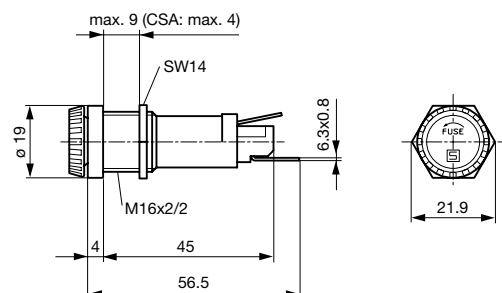
Soldering Methods	Iron
Solderability	350 °C / 2 sec acc. to IEC 60068-2-20, Test Ta, method 2
Resistance to Soldering Heat	350 °C / 10 sec acc. to IEC 60068-2-20, Test Tb, method 2
Contact Resistance	< 5 mΩ at 20 mV
Dielectric Strength	> 3 kV between L-N > 4 kV between L/N-PE (50 Hz; 1 min)
Impulse Withstand Voltage	> 4 kV between L-N > 6 kV between L/N-PE
Insulation Resistance	> 10 MΩ between L-N > 100 MΩ between L/N-PE (500 VDC; 1 min)
Overvoltage Category	I - III acc. to IEC 60664-1
Pollution Degree	2 acc. to IEC 60664-1
Admissible Torque on Fixing Nut	max 1.2 Nm
Panel Thickness s	max 9 mm

Dimensions

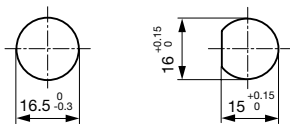
Length |-----| 56.5 mm



Variant 0031.1631

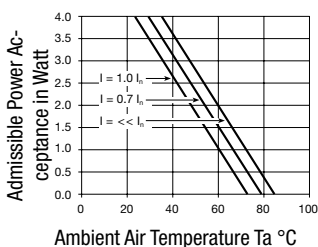


Variant Fingergrip 0031.1631 + 0031.1616



Mounting holes

Derating Curves for Fuseholders



Variants

[Distributor-Stock-Check](#) | [SCHURTER-Stock-Check](#) | [e-Store](#)

Holder	Cap	Fuse-Link	Terminal	Degree of Protection	Remark	Order Number
●	-	5 x 20 or 6.3 x 32mm	Solder	IP 40	-	0031.1631
●	-	5 x 20 or 6.3 x 32mm	Quick-Connect 6.3 x 0.8 mm	IP 40	-	0031.1623
●	Slot Knob	6.3 x 32mm	Quick-Connect 6.3 x 0.8 mm	IP 40	0031.1623 + 0031.1613	0031.1622
●	Fingergrip	6.3 x 32mm	Quick-Connect 6.3 x 0.8 mm	IP 40	0031.1623 + 0031.1616	0031.1624

Packaging Unit Bulk (50 pcs.)

Required Accessory

Description



[Caps to FEC](#)

Slot Knob, 5 x 20 mm, black, IP 40	0031.1611
Slot Knob, 6.3 x 32 mm, black, IP 40	0031.1613
Fingergrip, 6.3 x 32 mm, black, IP 40	0031.1616